


PRELIMINARY

CR Series

Ceiling Rack Systems with AmbiTILT™ Equipment Loading



CR212

CR222

CR212P

CR222P

General Description

AtlasIED, the manufacturing leader of ceiling mounted loudspeakers introduces the new CR Series ceiling-mounted equipment racks. These innovative racks allow electronic equipment to be conveniently installed out of sight, in the ceiling plenum. The CR Series provides a space-saving solution while also being aesthetically discrete, blending in with common drop-ceiling tile designs. They permit equipment to be securely mounted above the ceiling in a UL plenum-rated cabinet with an easy access door. The door assembly has an open frame design so the installer can place a ceiling tile into the frame and better conceal the entire ceiling rack. The ceiling tile cut-out is safely held in place by retainer tabs, locking it to the frame. To open the door, two retention thumb screws can be loosened, and the door has attached safety cables to protect against injury.

Features

Shelf System and Enclosure Sizes

There are two different shelf and enclosure sizes in the CR Series. The first choice provides 2RU (rack units) with a 19" standard-width and 11.25" upper max / 12.5" lower max depth (with pole) or 11.25" upper max / 14.25" lower max depth (no pole). The enclosures are 2' x 2' to fit a standard reflected ceiling tile grid. The second choice provides 2RU with a 9.25" half-width and 11.625" upper max depth (with RR Kit) to accommodate compact half-rack equipment. The enclosure is 1' x 2' to fit a half space of a standard ceiling tile grid.

The shelf system has universal mounting holes to easily bolt or tie down electronic devices. As an option, a rack rail kit can be purchased for installing rack mount installable electronic equipment. The rack rail provides two rack units (2RU)

- CR212RR – For use in the CR212 Series cabinets
- CR222RR – For use in the CR222 Series cabinets

An AtlasIED advantage is the AmbiTILT™ mechanism with three methods to easily load and service equipment. For the first method, the shelf system has quick-release cane bolts. The two-(2) front cane bolts can be released and the entire shelf will tilt down towards the front. The shelf assembly is held in place by two cable stops and the two rear cane bolts. Being an ambidextrous design, the two-(2) rear cane bolts can be released in the same fashion and the rear section of the shelf will tilt downward for quick access to equipment's rear connectors. The third option allows an integrator to completely remove the entire shelf system by releasing the front and rear cane bolts followed by releasing the two cable stops via the quick-release locking pins.

Precision™ Projector Pole Mount

The two different sizes also provide a choice for an integrated pole adapter for easily mounting a projector underneath from a standard 1½" threaded pole. To ensure the projector properly aligns to the center of the projection screen, AtlasIED provides the Precision™ system. In the 1' x 2' enclosures, three knockout choices are provided so the installer can precisely choose which knockout best aligns the projector to the center of the projection screen. Once chosen, the installer opens the chosen hole and installs the provided pole plate adapter. Now, it is ready to thread in the pole and mount the projector. For the 2' x 2' enclosure, there are five Precision™ knockout locations provided. To ensure the pole is safely secured in place, the CR Series incorporates a locking screw mechanism.

Note: the standard threaded pole is not included and sold separately from online or local electrical supply houses.

Description	With SmartAWAKE™ Sensing Power Supply	With Manual Switched Power Supply
1' x 2' Half-Width Rack with Projector Pole	CR212P	CR212P-NR
1' x 2' Half-Width Rack with No Pole	CR212	CR212-NR
2' x 2' Half-Width Rack with Projector Pole	CR222P	CR222P-NR
2' x 2' Half-Width Rack with No Pole	CR222	CR222-NR

PRELIMINARY

Incorporated Power Pack

The CR Series incorporates an integrated UL-listed power pack for powering the mounted electronic devices and projector. There are five-(5) electrical outlets provided with standard 15 Amp Edison-style plugs. Four-(4) electrical outlets are located inside the cabinet and one-(1) outlet faces down and remains exposed when the door is shut. This allows a projector to be easily powered.

Power Pack Options with SmartAWAKE™ Technology or Standard Switched

AtlasIED provides two power pack choices. The SmartAWAKE™ pack incorporates a sensing circuit that automatically turns power on or off to devices inside the cabinet. This extends their life span and can effortlessly save electricity. As an example, the CR's exposed outlet is constantly on and incorporates a sensing circuit. When a projector is plugged into this outlet, and powered on by a user with a remote, the SmartAWAKE™ circuit will detect the electrical current draw and automatically turn on the rest of the outlets and the fan assembly. Now all devices are powered on or off by the projector remote. The SmartAWAKE™ pack has sensing circuits in two outlets that always stay on. They are the exposed outlet and the first outlet inside the cabinet. The remaining three outlets are toggled automatically by the SmartAWAKE™ circuit.

The second power pack option (designated by -NR) does not include SmartAWAKE™ technology. All the outlets are turned on or off by the exposed on/off switch.

Both power supplies incorporate a whisper quiet fan assembly (24dBSPL A-weighted) for equipment cooling.

Cabinet Construction

The CR Series is built Texas Tough in AtlasIED's Texas-based manufacturing facility. Proudly made in America and built to last, 16AWG and 18AWG powder coated steel provides a strong and rigid assembly for decades of operational use.

Another AtlasIED advantage, the cabinet side panels include four-(4) removable 4" square standard cover plates. A 4" square enclosure can be mounted to the CR Series enclosure in place of a knockout plate for convenient conduit connections from multiple directions. There are two per side and each side has one cover plate with a single 1½" knockout and the other plate with two double knockouts for ½" or ¾" conduit connection.

The provided cover plates can be replaced with an installer-provided custom plate with connectors such as an Ethernet jack, HDMI jack, NL4, XLR, RCA connectors and much more.

Mounting Systems

AtlasIED provides three mounting methods.

The first method is by suspension from threaded rod via AtlasIED's optional threaded rod rail kit. The kit includes two mounting bars and hardware for attachment to the enclosure. The bars provide holes to attach threaded rods with bolts supplied by a qualified installer. This is the preferred method as it keeps the whole assembly the most stable.

Note: The threaded rod, bolts, and clamps are not included in the kit, they are sold separately.

- CR212TRK – For use in the CR212 Series cabinets
- CR222TRK – For use in the CR222 Series cabinets

The second method is by suspension cables via AtlasIED's optional cable mounting kit. The kit includes four-(4) aircraft cables, thimbles, and crimp sleeves. The kit also includes four-(4) quick adjustment cable locks allowing quick cable length adjustments and cabinet leveling.

- CR2CK – Works for all models

The last method is using third party mounting accessories. The cabinet comes with extruded mounting ears for attachment points.

Conclusion

AtlasIED CR Racks are discrete, strong, and convenient. They match the environment, and save space while being strong and safe, carrying electrical UL listings for plenum use. The innovative AmbiTILT™ technology makes them easy to access and install, and with eight models to choose from, they are easy to custom-fit to any project. See how the CR-Series Ceiling Racks can fit—along with other AtlasIED systems solutions—into your installations by contacting AtlasIED's Engineering Support Services team of experts today.

PRELIMINARY

System	CR212	CR212P	CR212-NR	CR212P-NR
Type	Ceiling Rack	Ceiling Rack	Ceiling Rack	Ceiling Rack
Description	1' x 2' Ceiling-Mount Rack with 2RU, Half-Width, AmbiTILT™ Shelf and Integrated Current Sensing Power Pack without Projector Pole Mount	1' x 2' Ceiling-Mount Rack with 2RU, Half-Width, AmbiTILT™ Shelf and Integrated Current Sensing Power Pack with Projector Pole Mount	1' x 2' Ceiling-Mount Rack with 2RU, Half-Width, AmbiTILT™ Shelf and Integrated Switched Power Pack without Projector Pole Mount	1' x 2' Ceiling-Mount Rack with 2RU, Half-Width, AmbiTILT™ Shelf and Integrated Switched Power Pack with Projector Pole Mount
Power Pack Specifications				
Total Number of Outlets	5 AC Receptacles Plus Fan Cord	5 AC Receptacles Plus Fan Cord	5 AC Receptacles Plus Fan Cord	5 AC Receptacles Plus Fan Cord
Number of Sensing Outlets	2	2	N/A	N/A
Number of Non-Sensing Outlets	3 Plus Fan Cord	3 Plus Fan Cord	5 Plus Fan Cord	5 Plus Fan Cord
Type of Outlets	NEMA 5-15R	NEMA 5-15R	NEMA 5-15R	NEMA 5-15R
Operating Voltage	125 VAC	125 VAC	125 VAC	125 VAC
Recommended Electrical Service	125 VAC 60HZ	125 VAC 60HZ	125 VAC 60HZ	125 VAC 60HZ
Circuit Breaker (amps)	15 A	15 A	15 A	15 A
Power Consumption	2.5 W Board, 6 W Fan	2.5 W Board, 6 W Fan	2.5 W Board, 6 W Fan	2.5 W Board, 6 W Fan
Fan Noise (in dB SPL)	24 dBA	24 dBA	24 dBA	24 dBA
Safety Certifications	UL 1430 Approvals CE, TUV, UL	UL 1430 Approvals CE, TUV, UL	UL 1430 Approvals CE, TUV, UL	UL 1430 Approvals CE, TUV, UL
Pole Adapter Specifications				
Pole Adapter Provided	No	Yes	No	Yes
Thread Diameter	N/A	1 1/2-11 1/2 NPT Nominal. 1.90" OD Actual	N/A	1 1/2-11 1/2 NPT Nominal. 1.90" OD Actual
Thread Count	N/A	11.5 TPI	N/A	11.5 TPI
Mechanical				
Outer Width	11.69" (297mm)	11.69" (297mm)	11.69" (297mm)	11.69" (297mm)
Outer Height	6.74" (171mm)	6.74" (171mm)	6.74" (171mm)	6.74" (171mm)
Outer Depth	23.67" (601mm)	23.67" (601mm)	23.67" (601mm)	23.67" (601mm)
Inner Width	10.77" (274mm)	10.77" (274mm)	10.77" (274mm)	10.77" (274mm)
Usable Inner Height	4.62" (117mm)	4.62" (117mm)	4.62" (117mm)	4.62" (117mm)
Usable Inner Depth	18.21" (463mm)	18.21" (463mm)	18.21" (463mm)	18.21" (463mm)
Rack Units	2 RU	2 RU	2 RU	2 RU
Max Shelf Load	20 lbs (9.09 kg) Per RU	20 lbs (9.09 kg) Per RU + (Pole is rated for 50 lbs)	20 lbs (9.09 kg) Per RU	20 lbs (9.09 kg) Per RU + (Pole is rated for 50 lbs)
Max Gross Weight	59 lbs (26.82 kg)	60.5 lbs (27.50 kg)	59 lbs (26.82 kg)	60.5 lbs (27.50 kg)
Unit Weight	19 lbs (8.64 kg)	20.5 lbs (9.32 kg)	19 lbs (8.64 kg)	20.5 lbs (9.32 kg)
Finish	White Powder Coat Exterior with Black Powder Coat Interior components	White Powder Coat Exterior with Black Powder Coat Interior components	White Powder Coat Exterior with Black Powder Coat Interior components	White Powder Coat Exterior with Black Powder Coat Interior components
Material	16ga. and 18ga. CRS	16ga. and 18ga. CRS	16ga. and 18ga. CRS	16ga. and 18ga. CRS
Assembly Required	Unit is Assembled. Equipment Must be Added	Unit is Assembled. Equipment Must be Added	Unit is Assembled. Equipment Must be Added	Unit is Assembled. Equipment Must be Added
Safety Certifications	UL 2416, UL 2043	UL 2416, UL 2043	UL 2416, UL 2043	UL 2416, UL 2043

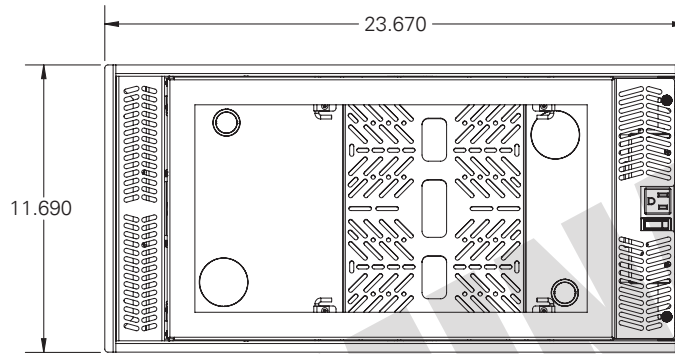
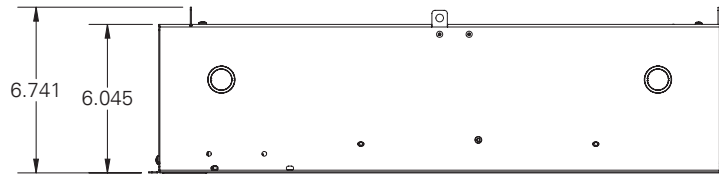
PRELIMINARY

PRELIMINARY

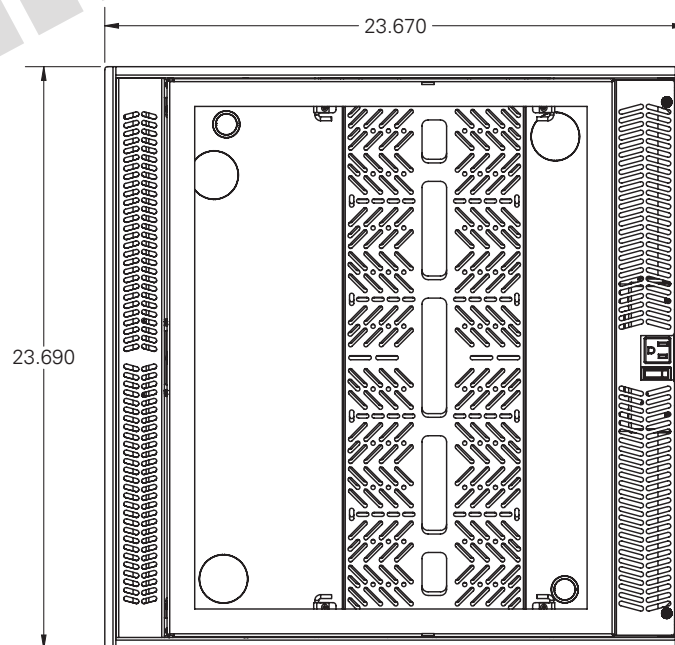
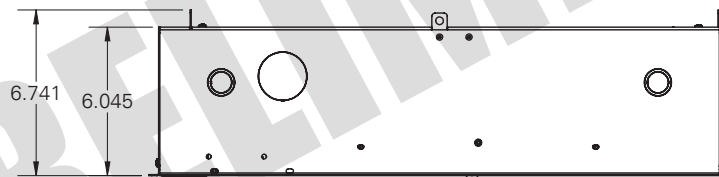
System	CR222	CR222P	CR222-NR	CR222P-NR
Type	Ceiling Rack	Ceiling Rack	Ceiling Rack	Ceiling Rack
Description	2' x 2' Ceiling-Mount Rack with 2RU, Half-Width, AmbiTILT™ Shelf and Integrated Current Sensing Power Pack without Projector Pole Mount	2' x 2' Ceiling-Mount Rack with 2RU, Half-Width, AmbiTILT™ Shelf and Integrated Current Sensing Power Pack with Projector Pole Mount	2' x 2' Ceiling-Mount Rack with 2RU, Half-Width, AmbiTILT™ Shelf and Integrated Switched Power Pack without Projector Pole Mount	2' x 2' Ceiling-Mount Rack with 2RU, Half-Width, AmbiTILT™ Shelf and Integrated Switched Power Pack with Projector Pole Mount
Power Pack Specifications				
Total Number of Outlets	5 AC Receptacles Plus Fan Cord	5 AC Receptacles Plus Fan Cord	5 AC Receptacles Plus Fan Cord	5 AC Receptacles Plus Fan Cord
Number of Sensing Outlets	2	2	N/A	N/A
Number of Non-Sensing Outlets	3 Plus Fan Cord	3 Plus Fan Cord	5 Plus Fan Cord	5 Plus Fan Cord
Type of Outlets	NEMA 5-15R	NEMA 5-15R	NEMA 5-15R	NEMA 5-15R
Operating Voltage	125 VAC	125 VAC	125 VAC	125 VAC
Recommended Electrical Service	125 VAC 60HZ	125 VAC 60HZ	125 VAC 60HZ	125 VAC 60HZ
Circuit Breaker (amps)	15 A	15 A	15 A	15 A
Power Consumption	2.5 W Board, 6 W Fan	2.5 W Board, 6 W Fan	2.5 W Board, 6 W Fan	2.5 W Board, 6 W Fan
Fan Noise (in dB SPL)	24 dBA	24 dBA	24 dBA	24 dBA
Safety Certifications	UL 1430 Approvals CE, TUV, UL	UL 1430 Approvals CE, TUV, UL	UL 1430 Approvals CE, TUV, UL	UL 1430 Approvals CE, TUV, UL
Pole Adapter Specifications				
Pole Adapter Provided	No	Yes	No	Yes
Thread Diameter	N/A	1 1/2-11 1/2 NPT Nominal. 1.90" OD Actual	N/A	1 1/2-11 1/2 NPT Nominal. 1.90" OD Actual
Thread Count	N/A	11.5 TPI	N/A	11.5 TPI
Mechanical				
Outer Width	23.69" (602mm)	23.69" (602mm)	23.69" (602mm)	23.69" (602mm)
Outer Height	6.74" (171mm)	6.74" (171mm)	6.74" (171mm)	6.74" (171mm)
Outer Depth	23.67" (601mm)	23.67" (601mm)	23.67" (601mm)	23.67" (601mm)
Inner Width	22.77" (578mm)	22.77" (578mm)	22.77" (578mm)	22.77" (578mm)
Usable Inner Height	4.62" (117mm)	4.62" (117mm)	4.62" (117mm)	4.62" (117mm)
Usable Inner Depth	18.21" (463mm)	18.21" (463mm)	18.21" (463mm)	18.21" (463mm)
Rack Units	2 RU	2 RU	2 RU	2 RU
Max Shelf Load	20 lbs (9.09 kg) Per RU	20 lbs (9.09 kg) Per RU + (Pole is rated for 50 lbs)	20 lbs (9.09 kg) Per RU	20 lbs (9.09 kg) Per RU + (Pole is rated for 50 lbs)
Max Gross Weight	68.5 lbs (31.14 kg)	72 lbs (32.73 kg)	68.5 lbs (31.14 kg)	72 lbs (32.73 kg)
Unit Weight	28.5 lbs (12.95 kg)	32 lbs (14.55 kg)	28.5 lbs (12.95 kg)	32 lbs (14.55 kg)
Finish	White Powder Coat Exterior with Black Powder Coat Interior components	White Powder Coat Exterior with Black Powder Coat Interior components	White Powder Coat Exterior with Black Powder Coat Interior components	White Powder Coat Exterior with Black Powder Coat Interior components
Material	16ga. and 18ga. CRS	16ga. and 18ga. CRS	16ga. and 18ga. CRS	16ga. and 18ga. CRS
Assembly Required	Unit is Assembled. Equipment Must be Added	Unit is Assembled. Equipment Must be Added	Unit is Assembled. Equipment Must be Added	Unit is Assembled. Equipment Must be Added
Safety Certifications	UL 2416, UL 2043	UL 2416, UL 2043	UL 2416, UL 2043	UL 2416, UL 2043

PRELIMINARY

Dimensional Drawings



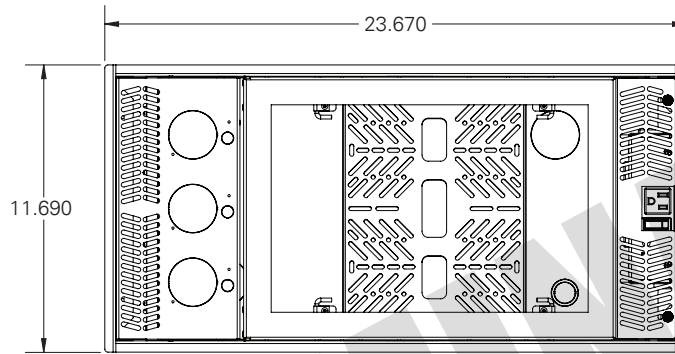
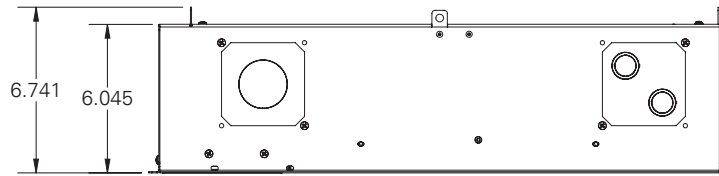
CR212



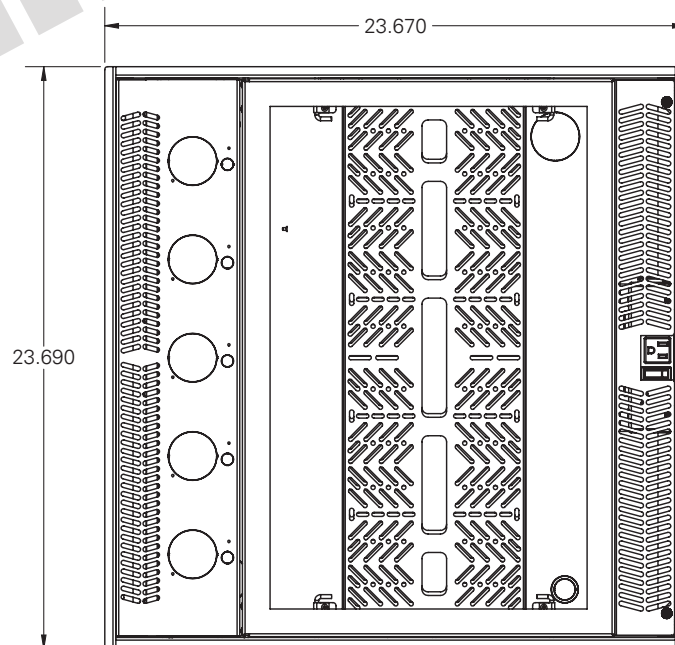
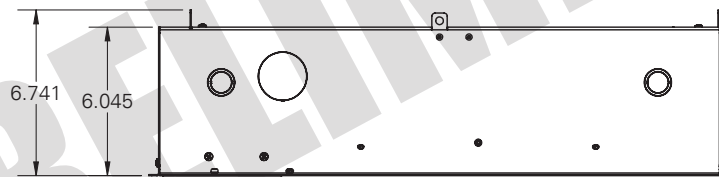
CR222

©2018 Atlas Sound LP. The Atlas "Circle A" Soundolier, and Atlas Sound are trademarks of Atlas Sound L.P. IED is a Registered Trademark of Innovative Electronic Designs LLC. All rights reserved. All other Trademarks are property of their respective owners. No endorsement is implied. Due to continual product development, specifications are subject to change without notice. AT5005739 RevA 3/18

Dimensional Drawings



CR212P



CR222P